




Has your bean seed grown? _____

How tall is your bean? _____

Where do you keep your bean at home?

If you climbed up your beanstalk what would you see?


Have you enjoyed watching your bean seed grow?



My Diary of a Bean Plant


Name: _____

My Bean Plant: Week 1



My bean is ___ cm tall.

My Bean Plant: Week 2



My bean is ___ cm tall.

Date: _____ Name: _____

Can you name different baby animals and their mothers?

We would like you to talk to your child about

animals and their babies. Learning about animals is fun! Children have a natural fascination with animals - especially baby animals. Explain to your child that animals take care of their babies just like parents do. All you need to do for this activity is talk about different animals and their babies. You may wish to look at some pictures on the internet or go to the library to look at books of animals and their young.

Facts:

All animals produce young which must be cared for by the parents. Snake and ostrich hatch from eggs. Not all young animals look like their parents. A baby ladybird and a tadpole do not look like their parents.

Here are some questions to ask your child:

- What animals can you name?
- What baby animals can you name?

Dear Parents,

Please complete the following questions with your child and return the sheet to school.

1. Can you name match the baby animals name to its mother?
(draw a line)

cat		kit
frog		calf
horse		piglet
chicken		duckling
dog		cub
pig		fawn
cow		lamb
lion		puppy
sheep		cygnet
duck		tadpole
deer		chick
rabbit		kitten
swan		foal



Parent comments:

2. What is your favourite animal? _____


3. Did you enjoy this activity? (Please circle)

Yes No Why? _____

Date: _____ Name: _____

Can you paint boiled eggs?

With a family member we would like you to have fun painting some boiled eggs. You could also use felt tips as an alternative to decorate the eggs. This activity will develop your child's fine motor skills as they will need to hold the egg as they paint it and it might move and roll and make it more difficult.



What you need to do:

- ✓ An adult needs to boil 6 eggs for 9-12 minutes
- ✓ Let the eggs cool down
- ✓ Paint the eggs different colours

Here are some questions to ask your child:

- What is your favourite colour? Why?
- Can you paint the eggs?
- Can you make a pattern? (*red, green, red, green or purple, purple, blue, purple, purple, blue*)
- Who is your favourite character?
- Can you paint a character? (*Minion, Minnie Mouse, Olaf, Sully, Ninja Turtle, Spiderman*)

Dear Parents,

Once you have painted the boiled eggs, please complete the following questions with your child and return the sheet to school.

1. Who boiled the eggs with you? _____

2. How long did the eggs need to boil? _____

3. What colours did you paint the eggs?



4. What did you paint? patterns character

5. Was it easy or hard to paint the eggs? easy hard

Why? _____

6. Did you enjoy this activity? (*Please circle*)

Yes No Why? _____

Parent comments:

Date: _____ Name: _____

Can you have a teddy bears picnic?

We would like you talk to spend some quality time with your child and enjoy a teddy bears picnic. Take your teddies to the park, the country, your garden or even inside your home. Use plates, cups and cutlery to set up a picnic in your favourite place. To extend this activity sing the song 'Teddy Bears picnic', all you need to do is go onto the internet to find the lyrics or watch the video.



Here are some questions to ask your child:

- What food shall we have at the picnic?

Why?

- Where do people go for picnics?
- Why do people have picnics?
- Can we have a picnic in all weather? (*when it snows, rains, is sunny*)

Dear Parents,

Please complete the following questions with your child and return the sheet to school.

1. Where did you have your teddy bears picnic? _____
2. How many teddies did you take to the teddy bears picnic? _____
3. Which is your favourite teddy? Why? _____

4. What did you eat at the teddy bears picnic? _____
5. What was the weather like? _____
6. Did you enjoy this activity? (*Please circle*)
Yes No Why? _____

Parent comments:

Home learning

M: SSM



Date: _____ Name: _____

Can you build towers with patterns?

We would like you enjoy building some towers with your children using different objects. We would like you to encourage the children to build towers with patterns. Using building blocks requires your child to put them in a position so that they do not topple over. As a result, hand-eye coordination improves the more the child plays. The act of grasping the blocks itself serves as good practice for gripping objects, and strengthens the fingers and hands of the child. To extend this activity see if you child can make a 3 object/ colour pattern.

You could build towers with:

- ✓ Lego or Duplo
- ✓ Wooden Blocks
- ✓ Stickle bricks
- ✓ Cubes



Here are some questions to ask your child:

- Can you create a colour pattern? (*red, blue, red, blue*)
- Can you create a size pattern? (*big, little, big, little*)
- Can you create a shape pattern? (*square, rectangle, square, rectangle*)

Dear Parents,

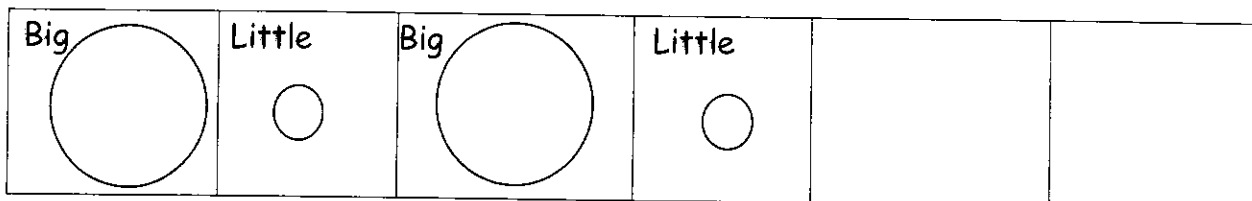
Please complete the following questions with your child and return the sheet to school.

1. Can you build a Lego tower with a repeating pattern? Yes No

2. Can you complete the colour pattern? (*colour the next two squares*)



3. Can you complete the size pattern? (*draw the next pictures*)



4. Did you enjoy this activity? (*Please circle*)

Yes No Why? _____

Parent comments:

Home learning

L: R and CL: S

Date: _____ Name: _____

What is your favourite book?

We would like you ask your child what their favourite story book is and read it to them. Reading stories is important as children learn lots of new words and it helps develop their imagination and prediction skills.



Here are some questions to ask your child:

- Who are the people/ animals in the book? (*We call them characters*)
- Were the characters good or bad?
- Where was the story set? (*The place: like the park, a castle, a house, the forest, the fun fair, a cave, a beach, an aeroplane*)
- What happened in the beginning, the middle and the end?
- Did you like the story? Why?
- How do the characters feel? (*happy sad, upset, angry, shocked, surprised, tired,*)
- What is an author? (*person who writes the book*)
- What is an illustrator? (*person who draws the pictures for the book*)

Dear Parents,

Once you and your child have enjoyed their favourite story please complete the following questions and return the sheet to school.

1. What is your favourite book called? _____

2. Who is the author and/ or illustrator of the story?

3. Can you re-tell the story in your own words? _____

4. Why do you like the story? _____

5. Did you enjoy this activity? (*Please circle*)
Yes No Why? _____

Parent comments: