

2 year olds Home learning

PD: H&SC

Date: _____ Name: _____

What things can you do independently?

One of the key skills for life that we want to empower our children is to become independent, both in relation to their actions and their thinking. To become independent, children have to be confident in their own abilities otherwise they will remain over-reliant on the support of other adults or their more confident peers. Their confidence grows through opportunities to try new things in a safe and supportive environment with lots of positive for their success and strategies to support any failures they may have along the way. Young children are on the whole very resourceful and very resilient, and when left to their own devices or given opportunities to be independent they can often surprise us. We would like you to help your child develop their independence skills. You may wish to write a WOW moment when your child has mastered doing something independently and take some photographs to send to school to share with their class mates.



Here are eight tips for teaching your child to be more independent:

1. Give notice. Get your child on board by encouraging them to help "you"
2. Identify opportunities. Make a list of things that they could do by themselves.
3. Target priorities- little steps.
4. Make time and practise key skills.
5. Negotiate compromise. If you do this little bit, I will help you with the rest.
6. Forget perfection.
7. Praise something even if it is small.
8. Consider circumstances (is your child upset or tired)

Dear Parents,

Please answer the following questions with your child and return the sheet to school.

1. What things can you already do independently?

2. How do you feel when you can do things independently? _____

3. What can you do independently? (tick)

feed yourself with a spoon	drink from a cup without spilling	put on a hat	communicate I need the potty or toilet	unzips the zip on a coat or jacket	put on socks and shoes




4. Did you enjoy this activity? *(Please circle)*

Yes No Why? _____

Parent comments:

2 year olds Home learning

L: R and CLL: L



Date: _____ Name: _____

Can you re-tell some familiar stories?





We would like you to read your child some familiar stories and encourage them to repeat key words or

phrases or re-tell them using the pictures. Reading books aloud to children stimulates their imagination and expands their understanding of the world. It helps them develop language and listening skills and prepares them to understand the written word.

Here is a list of books to read to your 2 year old:

- The Hungry Caterpillar
- Dear Zoo
- Spot says goodnight
- Guess how much I love you
- Goodnight Peppa
- The tiger who came for tea
- We're going on a bear hunt

If you don't have any of the books in the above list you could watch the stories online.



Dear Parents,

Once you have read some stories together, please complete the following questions with your child.

1. What is your favourite book? _____
2. What do you like about the story? _____
3. Can you repeat some of the words from the story? Yes No
What words can you say? _____
4. Can you use the pictures to re-tell the story? Yes No
5. Why does your child like this story? _____
6. Did you enjoy this activity? (Please circle)
Yes No Why? _____

Parent comments:

2 year olds Home learning

M: SSM

Date: _____ Name: _____

Can you find the teddy?

We would like you play the game 'Hide the teddy'. This game will help your child to develop their language of position and where something is hidden. All you need to do is hide the teddy and let your child find it and explain where it is. If your child cannot describe the position of the teddy model the language and encourage your child to repeat it.



Here are some questions to ask your child:




- Where did you find the teddy? (*under, on, behind*)
- Can you hide the teddy and describe where it is so I can find it?
- What other position words can you name? (*at the side, next to, inside*)

Dear Parents,

Once you have completed the game 'Hide the teddy', could you please complete the following questions with your child and return the sheet to school.

1. What places did you find the teddy? _____

2. Can you describe these positions? (*tick*)

inside	on	behind
		

3. Can you place your teddy in these positions at home? (*tick*)

under the chair	at the side of the chair	on top of the table	by the door

4. Did you enjoy this activity? (*Please circle*)

Yes No Why? _____

Parent comments:
