





Online and Virtual Activities/ Challenges Easter 2020

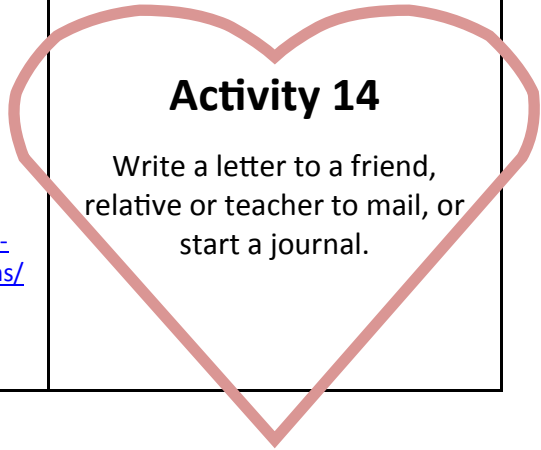
<p>Activity 1</p> <p>Art - Join in with a live art lesson taught by American, Steve Harpster</p> <p>https://www.youtube.com/user/tgif38/videos</p>	<p>Activity 2</p> <p>Science - Join a live science lesson with Maddie Moats and Greg Foot. This week: Brilliant Bodies!</p> <p>https://www.youtube.com/user/maddiemoate</p>	<p>Activity 3</p> <p>Reading Enjoy a chapter being read from a David Walliams book - by the author himself!</p> <p>https://www.worldofdavidwalliams.com/?s=elevenses</p>
 <p>STEVE HARBSTER</p> <p>www.harpstoons.com</p>	<p>Activity 4</p> <p>Cooking - Learn to cook with Master Chef, Theo Michaels</p> <p>https://www.youtube.com/user/cookwiththeo</p>	
<p>Activity 5</p> <p>Take part in a None Stop Kids TV episode (from the comfort of your home!)</p> <p>https://www.youtube.com/watch?v=tbqEaZo_cN4</p>	<p>Activity 6</p> <p>Create a memory box or time capsule</p> <p>https://www.mykidstime.com/things-to-do/how-to-make-a-time-capsule-with-kids/</p>	<p>Activity 7</p> <p>Get involved in doing some amazing yoga</p> <p>https://www.cosmickids.com/category/watch/</p>

How it works...

Each activity is worth one stamp in your Children's University Passport to Learning, to receive your stamps you must provide evidence that you have completed the activity to your teacher in school. This could be a photograph or a written summary of what you did and the materials you used.



<p>Activity 8</p> <p>Go Noodle! Get active with Go Noodle</p> <p>https://www.gonoodle.com/</p>	<p>Activity 9</p> <p>Host a virtual dance party - This is one of the best things to do before bedtime. If you're more into acting than dancing, hold a Hollywood party instead. Why not make rainbow ribbon twirling sticks beforehand so you can dance with them.</p>	<p>Activity 10</p> <p>Watch a film with the family that you have never seen before</p> <p>https://www.goodtoknow.co.uk/family/50-films-every-child-should-watch-before-16-285735</p>
	<p>Activity 11</p> <p>Make a film or video Use your iPod or iPhone to make a short film or video. Create a script, do your storyboard and don't forget your director's chair</p>	
<p>Activity 12</p> <p>Do some brilliant Origami</p> <p>http://www.origami-instructions.com/</p>	<p>Activity 13</p> <p>Make a marble run</p> <p>https://buggyandbuddy.com/10-awesome-homemade-marble-runs/</p>	<p>Activity 14</p> <p>Write a letter to a friend, relative or teacher to mail, or start a journal.</p>



How it works...

Each activity is worth one stamp in your Children's University Passport to Learning, to receive your stamps you must provide evidence that you have completed the activity to your teacher in school. This could be a photograph or a written summary of what you did and the materials you used.

