

Dear Parents/Carers

Here are a few activities to complete with your child while school is closed.

Please also continue to work on your child's next steps on their personalised planning sheet.

Thank you

Mrs Thomas

2 year olds Home learning

CLL: U & S

Date: _____ Name: _____

Can you follow instructions?

We would like you to spend some time with a family member and practise following simple 2 and 3 word instructions. All you need for this activity is a teddy or a doll and an adult to read the instructions below. Listening skills are very important especially at a young age. To extend the activity make the instructions more complex with 4-5 word sentences to follow.

Top tips for effective instructions:

Instructions should be clear, short and appropriate for your child's age.

Use short, easy words for younger children and slightly longer words and sentences for older children.

Ensure you have your child's attention when you need to give an instruction.

You can do this by:

- moving in close - within 2 metres is ideal
- getting down to your child's eye level
- using your child's name
- using a low and calm voice

Dear Parents,

Please complete the following questions with your child.

1. Who gave you the instructions? _____

2. Can you follow the following simple instructions?

hug teddy	
brush the teddy	
touch teddy's eyes	
give teddy drink	
touch teddy's tummy	
dress teddy	

3. Did you enjoy this activity? (Please circle)

Yes No Why? _____

Parent comments:

2 year olds Home learning

CLL: S

Date: _____ Name: _____

What colours can you find?

We would like you to sing the song colours of the rainbow with your child and go on a 'colour hunt' for objects of the same colour in the house or your local area.

Here are some questions to ask your child:

- Can you find a ... object?
- What colour is a ...?
- How is the sky colour different to water? (*light blue and dark blue*)

Red and orange and pink and green

Orange and purple and blue

I can sing a rainbow

Sing a rainbow too.

Dear Parents,

Once you have completed your colour hunt, please complete the following questions with your child and return the sheet to school.

1. What things were....?

Red	Yellow	Pink	Green	Orange	Purple	Blue

2. What is your favourite colour? _____

3. Did you enjoy this activity? (*Please circle*)

Yes No Why? _____

Parent comments:



Date: _____ Name: _____

Can you play the game 'I spy'?

We would like you to play the game 'I spy with my little eye' with your child. Explain the rules of the game- they must be able to see the object in the room. Playing this traditional game will help your child to recognise different sounds. To make this game easier you could always choose around 3-5 objects from around the house and play I spy at the table so the objects are in front of the child. To extend the activity play I-spy in different rooms and when out at different places like the park, on the way to school or in the car.




Here are some tips to play the game:

- Describe the object if they cannot guess it.
- Repeat the sound lots of times.
- If they say an object beginning with a different letter, explain that it needs to start with .. and tell them the letter again.

Dear Parents,

Once you have enjoyed playing the game 'I spy', could you please complete the following questions with your child and return the sheet to school.

1. What objects did you guess when playing I spy? _____
2. Who did you play I spy with? _____
3. What room/ where did you play I spy? _____
4. Play 'I spy with my little eye' something beginning with s? Can your child choose the correct picture? *(Please circle)*



5. Did you enjoy this activity? *(Please circle)*

Yes

No

Why? _____

Parent comments: